


Selected operating point

Heat source	T _{in} (°C)	Water-Water Generator Power				
	170	126	123	119	110	96
150	119	114	108	88	75	
130	117	97	80	75	56	
110	108	86	71	-	-	
90	83	66	-	-	-	
T _{in} (°C)	10	25	40	55	70	
T _{out} (°C)	20	35	50	65	80	

Useful heat / Disipation




> Heat source

Heat transfer fluid	Agua
Inlet temperature	90 °C
Outlet temperature	70 °C
Volumetric flow rate	44 m ³ /h
Thermal power	1.000 kWt
Pressure drop	100 kPa



< Useful heat Disipation

Heat transfer fluid	Agua
Inlet temperature	25 °C
Outlet temperature	35 °C
Volumetric flow rate	76 m ³ /h
Thermal power	879 kWt
Pressure drop	100 kPa




< Electricity

Gross power	66 kWe
Net power	58 kWe
Voltage	3x400 V
Frequency	50 Hz
Intensity	106 A



Dimensions

Basic Option




Wrap-around Option



Container Option



Container Option + aero condenser



Compliance with regulations and standards

- Low voltage Directive
- Machinery Directive
- Electromagnetic Compatibility Directive
- Pressurized Equipment Directive
- EN/ISO 3744:2010
- UNE EN 10216
- UNE EN 764-7
- UNE EN 13136:2014+A1
- 2006/42/CE
- 2014/68/UE
- ASME B31.1 / ASME B31.3 – Process Piping Code
- ASME Boiler and Pressure Vessel Code Section VIII
- UL 508A- Control Panel Wiring
- 2014/35/UE
- 2014/30/UE