


### Selected operating point

Heat source	Tin (°C)	Water-Water Generator Power				
	170	126	123	119	110	96
150	119	114	108	88	75	
<b>130</b>	117	97	80	<b>75</b>	56	
110	108	86	71	-	-	
90	83	66	-	-	-	
Tin (°C)	10	25	40	<b>55</b>	70	
Tout (°C)	20	35	50	<b>65</b>	80	

Useful heat / Disipation




> Heat source

Heat transfer fluid	Agua
Inlet temperature	130 °C
Outlet temperature	110 °C
Volumetric flow rate	45 m <sup>3</sup> /h
Thermal power	1.000 kWt
Pressure drop	100 kPa



< Useful heat Disipation

Heat transfer fluid	Agua
Inlet temperature	55 °C
Outlet temperature	65 °C
Volumetric flow rate	74 m <sup>3</sup> /h
Thermal power	849 kWt
Pressure drop	100 kPa




< Electricity

Gross power	75 kWe
Net power	66 kWe
Voltage	3x400 V
Frequency	50 Hz
Intensity	121 A



## Dimensions

### Basic Option




### Wrap-around Option



### Container Option



### Container Option + aero condenser



## Compliance with regulations and standards

- Low voltage Directive
- Machinery Directive
- Electromagnetic Compatibility Directive
- Pressurized Equipment Directive
- EN/ISO 3744:2010
- UNE EN 10216
- UNE EN 764-7
- UNE EN 13136:2014+A1
- 2006/42/CE
- 2014/68/UE
- ASME B31.1 / ASME B31.3 – Process Piping Code
- ASME Boiler and Pressure Vessel Code Section VIII
- UL 508A- Control Panel Wiring
- 2014/35/UE
- 2014/30/UE