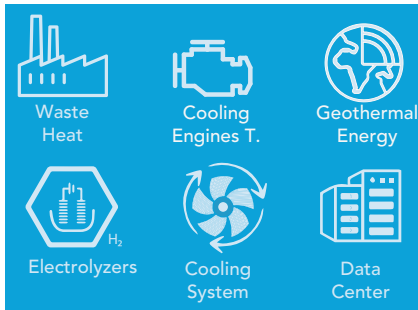


## Selected operating point

Useful Heat / Disipation	Tout (°C)	Water-Steam COP H+C			
	150	-	-	4,7	6,1
<b>140</b>	-	3,8	5,8	<b>8,0</b>	10,5
130	3,0	4,7	6,4	9,6	12,2
120	3,6	5,7	8,3	10,1	-
110	4,4	6,2	10,9	13,4	-
Tin (°C)	40	60	80	<b>100</b>	120

Heat source




Heat source

Heat transfer fluid	Agua
Inlet temperature	100 °C
Outlet temperature	95 °C
Volumetric flow rate	76 m³/h
Thermal power	425 kWt
Pressure drop	100 kPa




Useful heat Disipation

Heat transfer fluid	Agua
Inlet temperature	140 °C
Outlet temperature	140 °C
Pressure	4 bara
Caudal	0,23kg/s
Power	502 kWt

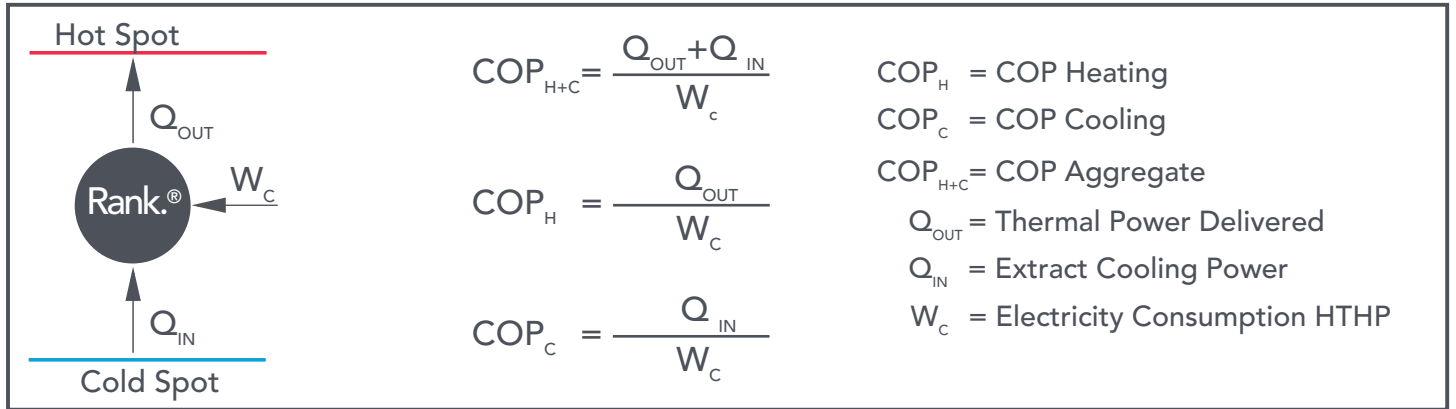


Electricity

Consumption	116 kWe
COP_H+C	8,0
COP_H	4,3
COP_C	3,7
Voltage	3x400 V

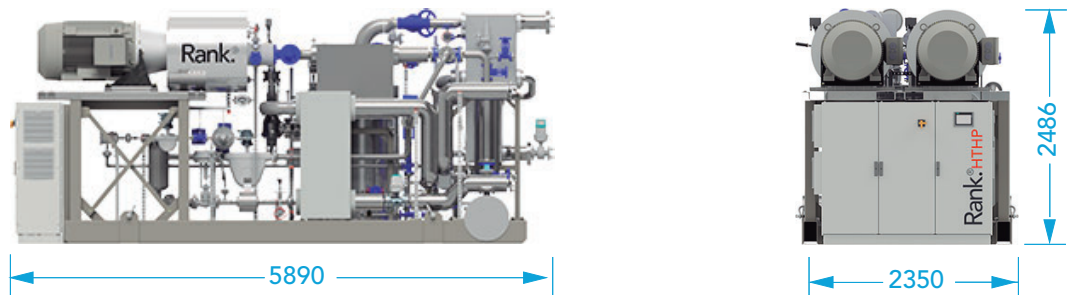


## Calculation COP's




## Dimensiones

### Basic Option



### Wrap-around Option



### Container Option



## Compliance with regulations and standards

- Low voltage Directive
- Machinery Directive
- Electromagnetic Compatibility Directive
- Pressurized Equipment Directive
- EN/ISO 3744:2010
- UNE EN 10216
- UNE EN 764-7
- UNE EN 13136:2014+A1
- 2006/42/CE
- 2014/68/UE
- ASME B31.1 / ASME B31.3 – Process Piping Code
- ASME Boiler and Pressure Vessel Code Section VIII
- UL 508A- Control Panel Wiring
- 2014/35/UE
- 2014/30/UE