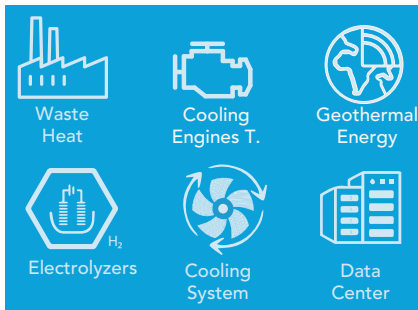


Selected operating point

Useful Heat / Disipation	Tout (°C)	Heat source				Water-Steam COP H+C
	150	-	-	4,7	6,1	10,2
140	-	3,8	5,8	8,0	10,5	
130	3,0	4,7	6,4	9,6	12,2	
120	3,6	5,7	8,3	10,1	-	
110	4,4	6,2	10,9	13,4	-	
Tin (°C)	40	60	80	100	120	




> Heat source

Heat transfer fluid	Agua
Inlet temperature	100 °C
Outlet temperature	82 °C
Volumetric flow rate	22 m ³ /h
Thermal power	439 kWt
Pressure drop	100 kPa




< Useful heat Disipation

Heat transfer fluid	Agua
Inlet temperature	120 °C
Outlet temperature	120 °C
Pressure	2 bara
Caudal	0,23kg/s
Power	505 kWt

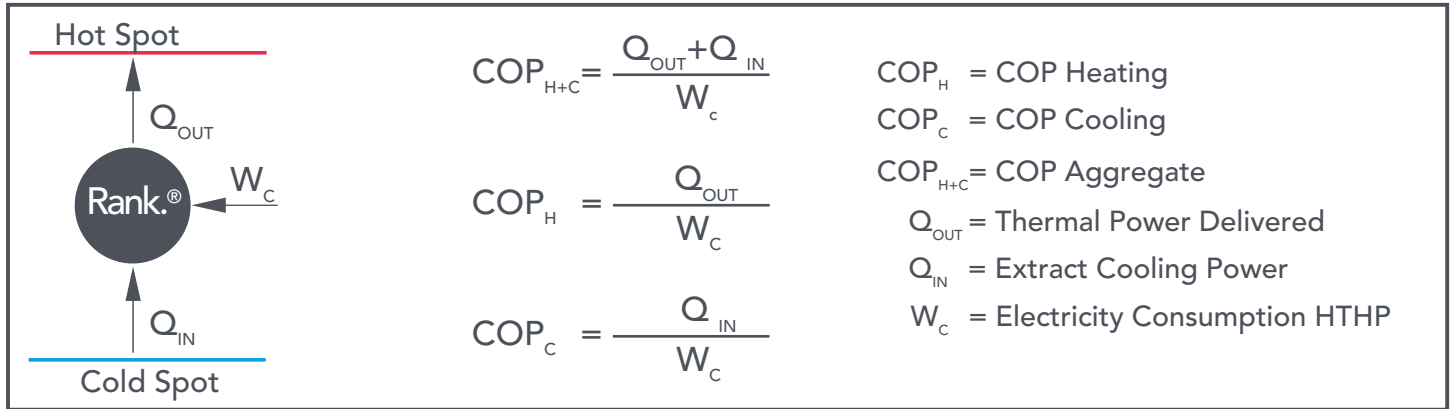


> Electricity

Consumption	93 kWe
COP_H+C	10,1
COP_H	5,4
COP_C	4,7
Voltage	3x400 V

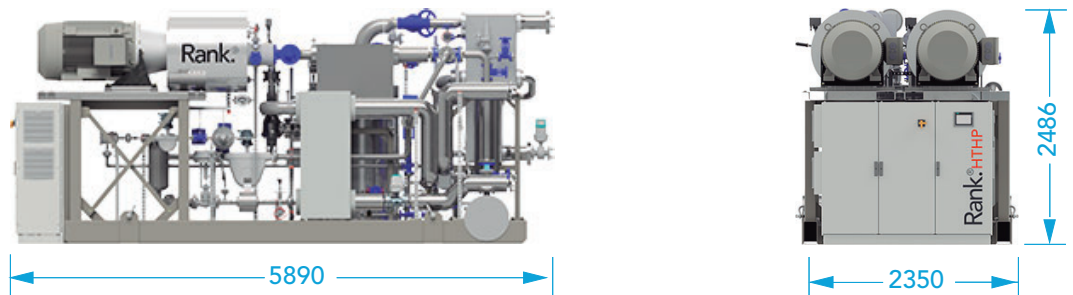


Calculation COP's




Dimensiones

Basic Option



Wrap-around Option



Container Option



Compliance with regulations and standards

- Low voltage Directive
- UNE EN 10216
- ASME B31.1 / ASME B31.3 – Process Piping Code
- Machinery Directive
- UNE EN 764-7
- ASME Boiler and Pressure Vessel Code Section VIII
- Electromagnetic Compatibility Directive
- UNE EN 13136:2014+A1
- UL 508A- Control Panel Wiring
- Pressurized Equipment Directive
- 2006/42/CE
- 2014/35/UE
- EN/ISO 3744:2010
- 2014/68/UE
- 2014/30/UE