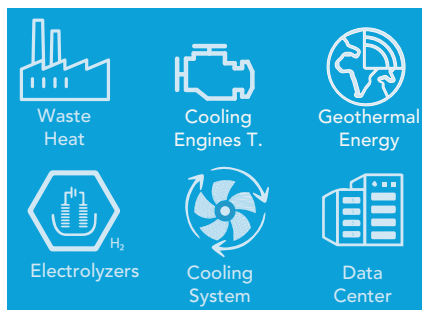


Selected operating point

Useful Heat / Disipation	Tout (°C)		Water-Steam COP H+C		
	150	140	130	120	110
	-	-	4,7	6,1	10,2
	-	3,8	5,8	8,0	10,5
	3,0	4,7	6,4	9,6	12,2
	3,6	5,7	8,3	10,1	-
	4,4	6,2	10,9	13,4	-
	Tin (°C)	40	60	80	100
				100	120

Heat source




Heat source

Heat transfer fluid	Agua
Inlet temperature	60 °C
Outlet temperature	55 °C
Volumetric flow rate	66 m ³ /h
Thermal power	379 kWt
Pressure drop	100 kPa





Useful heat Disipation

Heat transfer fluid	Agua
Inlet temperature	130 °C
Outlet temperature	130 °C
Pressure	3 bara
Caudal	0,23kg/s
Power	506 kWt

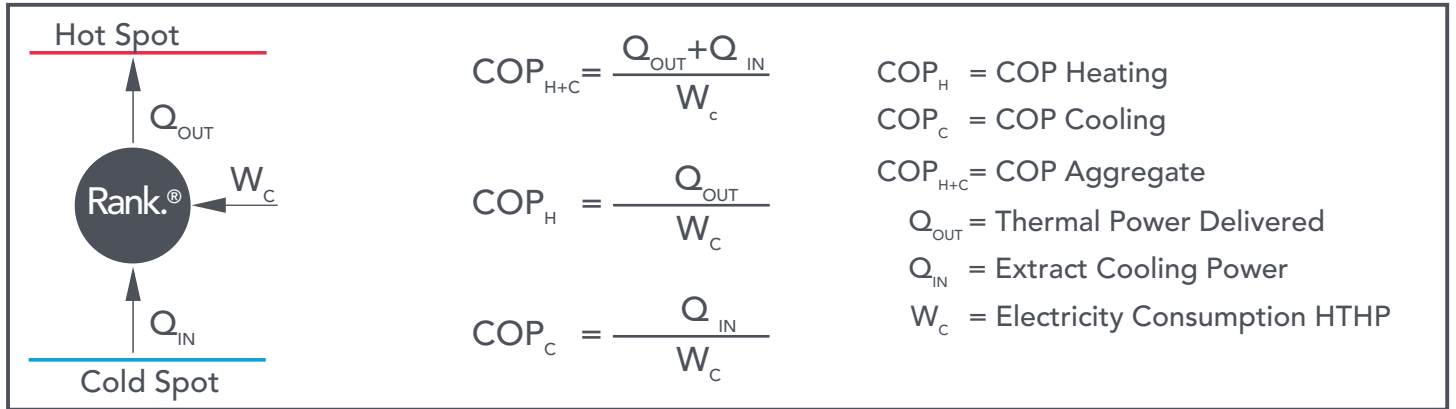


Electricity

Consumption	189 kWe
COP_H+C	4,7
COP_H	2,7
COP_C	2,0
Voltage	3x400 V

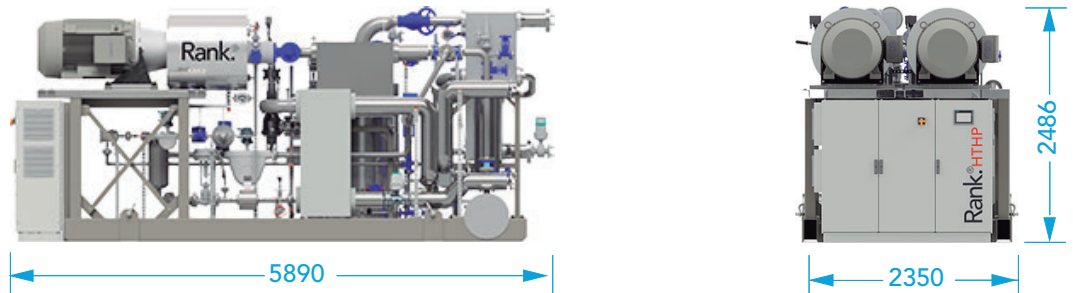


Calculation COP's




Dimensiones

Basic Option



Wrap-around Option



Container Option



Compliance with regulations and standards

- Low voltage Directive
- Machinery Directive
- Electromagnetic Compatibility Directive
- Pressurized Equipment Directive
- EN/ISO 3744:2010
- UNE EN 10216
- UNE EN 764-7
- UNE EN 13136:2014+A1
- 2006/42/CE
- 2014/68/UE
- ASME B31.1 / ASME B31.3 – Process Piping Code
- ASME Boiler and Pressure Vessel Code Section VIII
- UL 508A- Control Panel Wiring
- 2014/35/UE
- 2014/30/UE