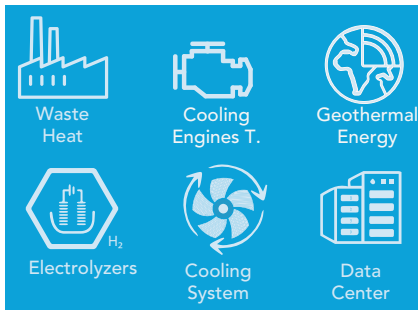


## Selected operating point

Useful Heat / Disipation	Tout (°C)		Water-Steam COP H+C			
	150	140	130	120	110	
	-	-	4,7	6,1	10,2	
	-	3,8	5,8	8,0	10,5	
	3,0	4,7	6,4	9,6	12,2	
	3,6	5,7	8,3	10,1	-	
	4,4	<b>6,2</b>	10,9	13,4	-	
	<b>Tin (°C)</b>	40	60	80	100	120

Heat source




> Heat source

Heat transfer fluid	Agua
Inlet temperature	60 °C
Outlet temperature	55 °C
Volumetric flow rate	71 m³/h
Thermal power	408 kWt
Pressure drop	100 kPa




< Useful heat Disipation

Heat transfer fluid	Agua
Inlet temperature	110 °C
Outlet temperature	110 °C
Pressure	1 bara
Caudal	0,23kg/s
Power	503 kWt

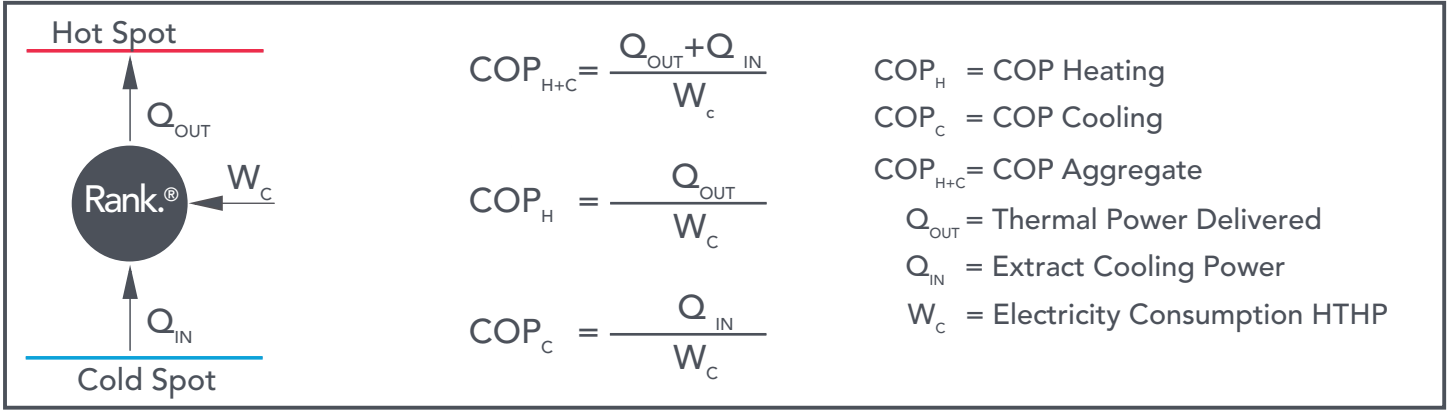


> Electricity

Consumption	148 kWe
COP_H+C	6,2
COP_H	3,4
COP_C	2,8
Voltage	3x400 V




## Calculation COP's




## Dimensiones

### Basic Option



### Wrap-around Option



### Container Option



## Compliance with regulations and standards

- Low voltage Directive
- Machinery Directive
- Electromagnetic Compatibility Directive
- Pressurized Equipment Directive
- EN/ISO 3744:2010
- UNE EN 10216
- UNE EN 764-7
- UNE EN 13136:2014+A1
- 2006/42/CE
- 2014/68/UE
- ASME B31.1 / ASME B31.3 – Process Piping Code
- ASME Boiler and Pressure Vessel Code Section VIII
- UL 508A- Control Panel Wiring
- 2014/35/UE
- 2014/30/UE