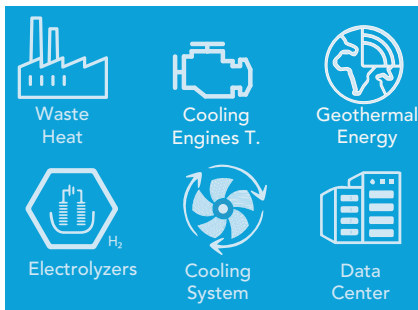


### Selected operating point

Useful Heat / Disipation	Tout (°C)	Water-Water COP H+C				
	150	3,7	4,9	6,0	9,6	12,8
135	3,9	5,5	6,8	12,0	13,8	
<b>120</b>	<b>4,3</b>	6,4	9,2	14,8	-	
105	5,1	7,4	10,7	15,9	-	
90	5,5	10,1	15,3	-	-	
Tin (°C)	<b>25</b>	50	75	100	125	

Heat source




Heat source

Heat transfer fluid	Agua
Inlet temperature	25 °C
Outlet temperature	20 °C
Volumetric flow rate	62 m <sup>3</sup> /h
Thermal power	362 kWt
Pressure drop	100 kPa




Useful heat Disipation

Heat transfer fluid	Agua
Inlet temperature	55 °C
Outlet temperature	120 °C
Volumetric flow rate	7 m <sup>3</sup> /h
Thermal power	500 kWt
Pressure drop	50 kPa

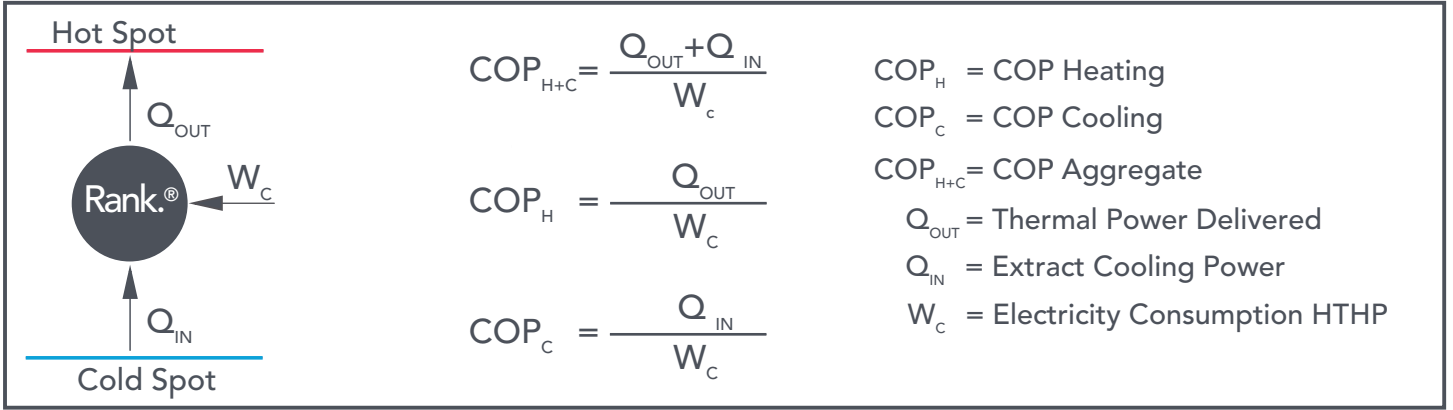


Electricity

Consumption	200 kWe
COP_H+C	4,3
COP_H	2,5
COP_C	1,8
Voltage	3x400 V




## Calculation COP's




## Dimensiones

### Basic Option



### Wrap-around Option



### Container Option



## Compliance with regulations and standards

- Low voltage Directive
- Machinery Directive
- Electromagnetic Compatibility Directive
- Pressurized Equipment Directive
- EN/ISO 3744:2010
- UNE EN 10216
- UNE EN 764-7
- UNE EN 13136:2014+A1
- 2006/42/CE
- 2014/68/UE
- ASME B31.1 / ASME B31.3 – Process Piping Code
- ASME Boiler and Pressure Vessel Code Section VIII
- UL 508A- Control Panel Wiring
- 2014/35/UE
- 2014/30/UE