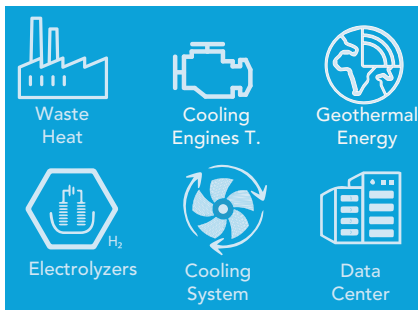


Selected operating point

Useful Heat / Disipation	Tout (°C)	Water-Water COP H+C				
	150	3,7	4,9	6,0	9,6	12,8
135	3,9	5,5	6,8	12,0	13,8	
120	4,3	6,4	9,2	14,8	-	
105	5,1	7,4	10,7	15,9	-	
90	5,5	10,1	15,3	-	-	
Tin (°C)	25	50	75	100	125	

Heat source




Heat source

Heat transfer fluid	Agua
Inlet temperature	25 °C
Outlet temperature	20 °C
Volumetric flow rate	68 m ³ /h
Thermal power	397 kWt
Pressure drop	100 kPa




Useful heat Disipation

Heat transfer fluid	Agua
Inlet temperature	35 °C
Outlet temperature	90 °C
Volumetric flow rate	8 m ³ /h
Thermal power	500 kWt
Pressure drop	50 kPa

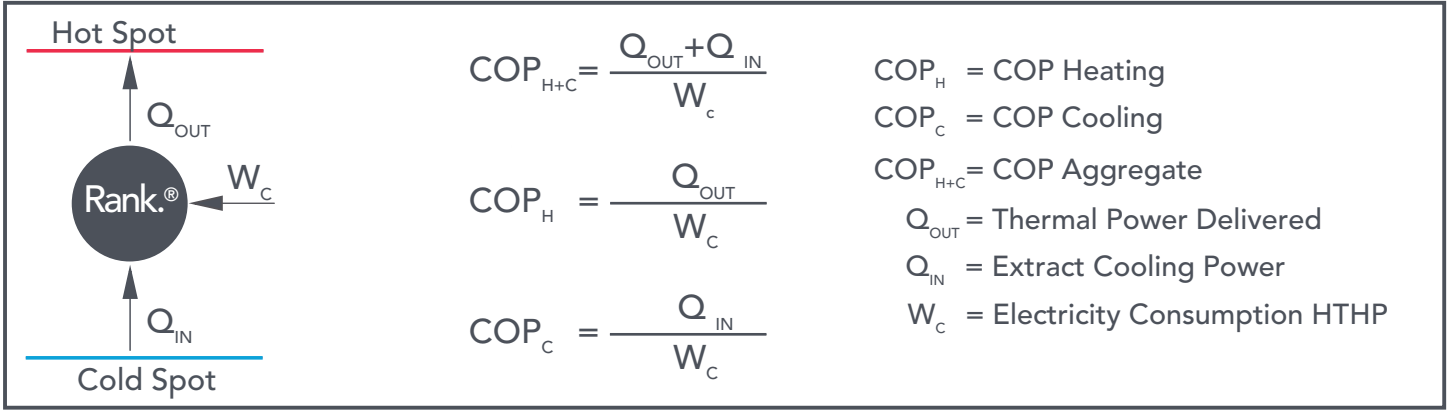


Electricity

Consumption	162 kW _e
COP_H+C	6
COP_H	3
COP_C	2
Voltage	3x400 V




Calculation COP's




Dimensiones

Basic Option



Wrap-around Option



Container Option



Compliance with regulations and standards

- Low voltage Directive
- Machinery Directive
- Electromagnetic Compatibility Directive
- Pressurized Equipment Directive
- EN/ISO 3744:2010
- UNE EN 10216
- UNE EN 764-7
- UNE EN 13136:2014+A1
- 2006/42/CE
- 2014/68/UE
- ASME B31.1 / ASME B31.3 – Process Piping Code
- ASME Boiler and Pressure Vessel Code Section VIII
- UL 508A- Control Panel Wiring
- 2014/35/UE
- 2014/30/UE