


Selected operating point

Heat source	Tin (°C)	Water-Ambient Generator Power				
	170	126	124	123	121	119
150	119	116	114	111	108	
130	117	107	97	89	80	
110	108	97	86	78	71	
90	83	75	66	-	-	
Tamb (°C)	5	12,5	20	27,5	35	

Useful heat / Disipation




> Heat source

Heat transfer fluid	Agua
Inlet temperature	150 °C
Outlet temperature	130 °C
Volumetric flow rate	45 m ³ /h
Thermal power	1.000 kWt
Pressure drop	100 kPa



< Useful heat Disipation

Heat transfer fluid	Ambiente
Ambient temperature	5 °C
Air condenser	13 kWe
Relative Humidity	50 %
Thermal power	738 kWt




< Electricity

Gross power	119 kWe
Voltage	3x400 V
Frequency	50 Hz
Intensity	190 A



Dimensions

Basic Option




Wrap-around Option



Container Option



Container Option + aero condenser



Compliance with regulations and standards

- Low voltage Directive
- Machinery Directive
- Electromagnetic Compatibility Directive
- Pressurized Equipment Directive
- EN/ISO 3744:2010
- UNE EN 10216
- UNE EN 764-7
- UNE EN 13136:2014+A1
- 2006/42/CE
- 2014/68/UE
- ASME B31.1 / ASME B31.3 – Process Piping Code
- ASME Boiler and Pressure Vessel Code Section VIII
- UL 508A- Control Panel Wiring
- 2014/35/UE
- 2014/30/UE