


Selected operating point

Heat source	Water-Ambient Generator Power					
	Tin (°C)					
	170	126	124	123	121	119
	150	119	116	114	111	108
	130	117	107	97	89	80
	110	108	97	86	78	71
	90	83	75	66	-	-
	Tamb (°C)	5	12,5	20	27,5	35

Useful heat / Disipation




> Heat source

Heat transfer fluid	Agua
Inlet temperature	170 °C
Outlet temperature	150 °C
Volumetric flow rate	46 m ³ /h
Thermal power	1.000 kWt
Pressure drop	100 kPa



< Useful heat Disipation

Heat transfer fluid	Ambiente
Ambient temperature	13 °C
Air condenser	13 kWe
Relative Humidity	50 %
Thermal power	731 kWt



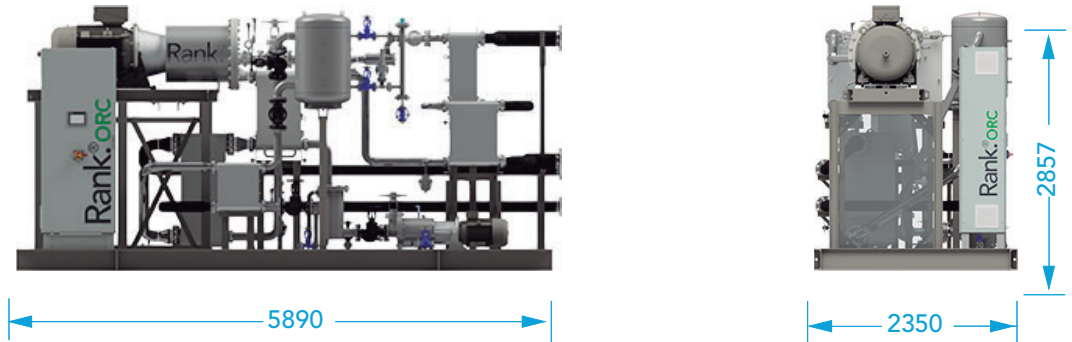
< Electricity

Gross power	124 kWe
Voltage	3x400 V
Frequency	50 Hz
Intensity	199 A



Dimensions

Basic Option




Wrap-around Option



Container Option



Container Option + aero condenser



Compliance with regulations and standards

- Low voltage Directive
- Machinery Directive
- Electromagnetic Compatibility Directive
- Pressurized Equipment Directive
- EN/ISO 3744:2010
- UNE EN 10216
- UNE EN 764-7
- UNE EN 13136:2014+A1
- 2006/42/CE
- 2014/68/UE
- ASME B31.1 / ASME B31.3 – Process Piping Code
- ASME Boiler and Pressure Vessel Code Section VIII
- UL 508A- Control Panel Wiring
- 2014/35/UE
- 2014/30/UE